



SERVICE AND APPLICATION NOTES

ACC-14-02
June 4, 2014

iComfort W-Fi® Thermostat Missing Installer Defrost Settings

AFFECTED MODELS:

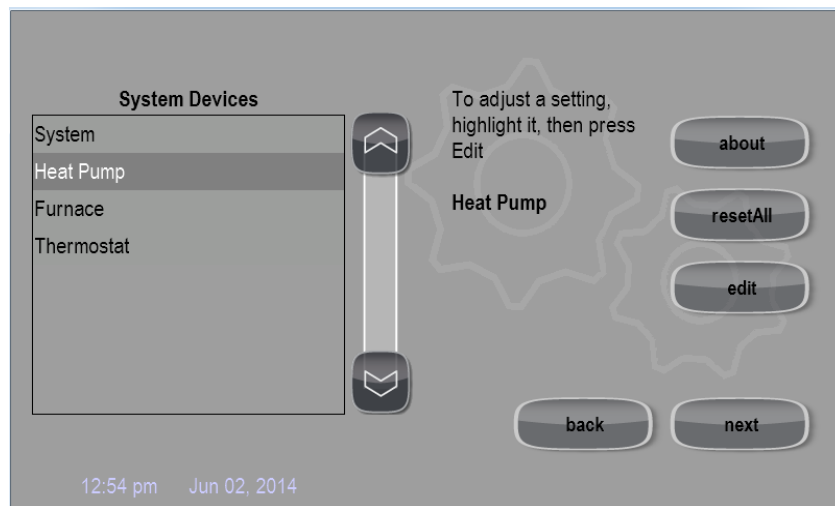
iComfort W-Fi® Thermostat with Software Version 2.13.0240

ISSUE:

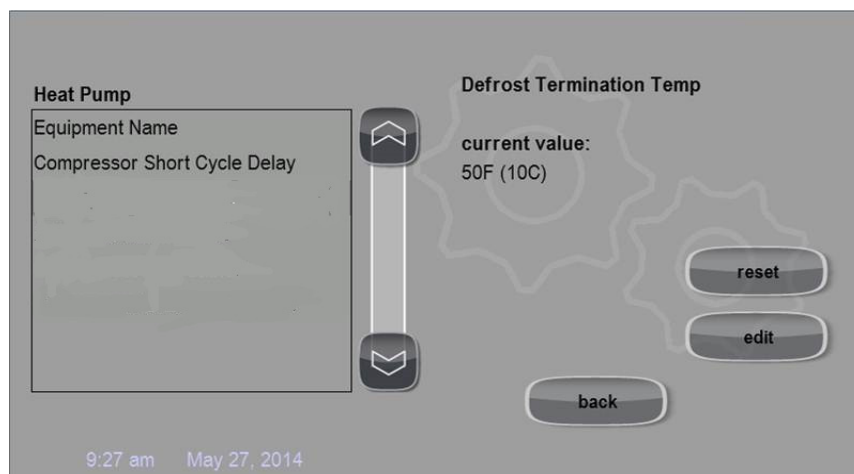
Field reports of iComfort W-Fi® thermostat missing defrost settings in installer set-up after download update to software revision 2.13.0240.

ACCESS HEAT PUMP SCREEN

1. Access the **System Devices** screen. Select **Heat Pump** and press **edit**.

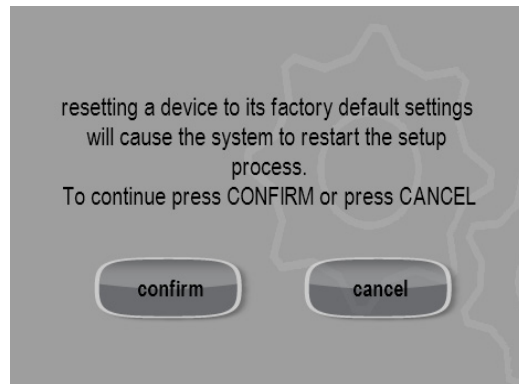


2. If the screen appears as example below, proceed to the FIELD ACTION section.

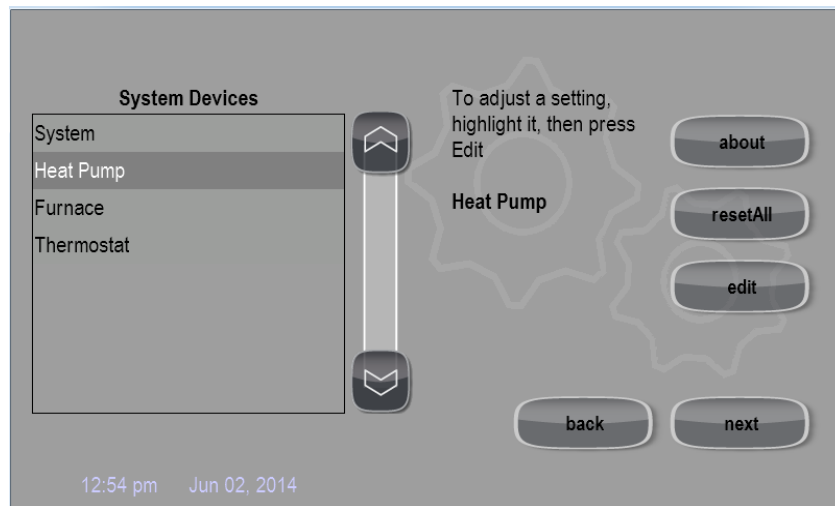


FIELD ACTION

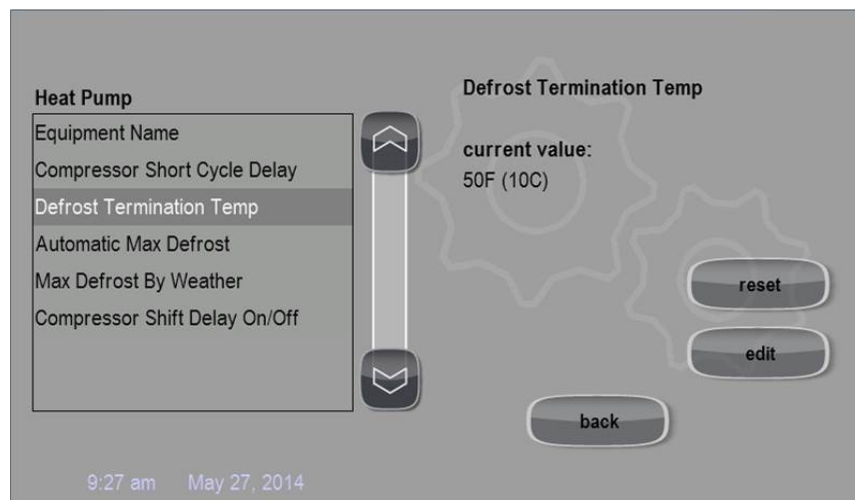
1. Push **reset** button on right side of screen.
1. The following screen will appear. Press **confirm**.



2. Navigate to the **System Devices** screen and press **edit**.



3. When you get to the **Heat Pump** screen the parameters should appear as shown in the picture below.



4. Complete any additional parameter modifications required and then return to the home screen to complete the setup.